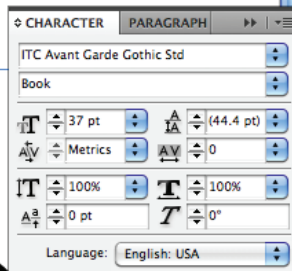


It's all about the OpenType.

The first step is to, of course, type out the message.

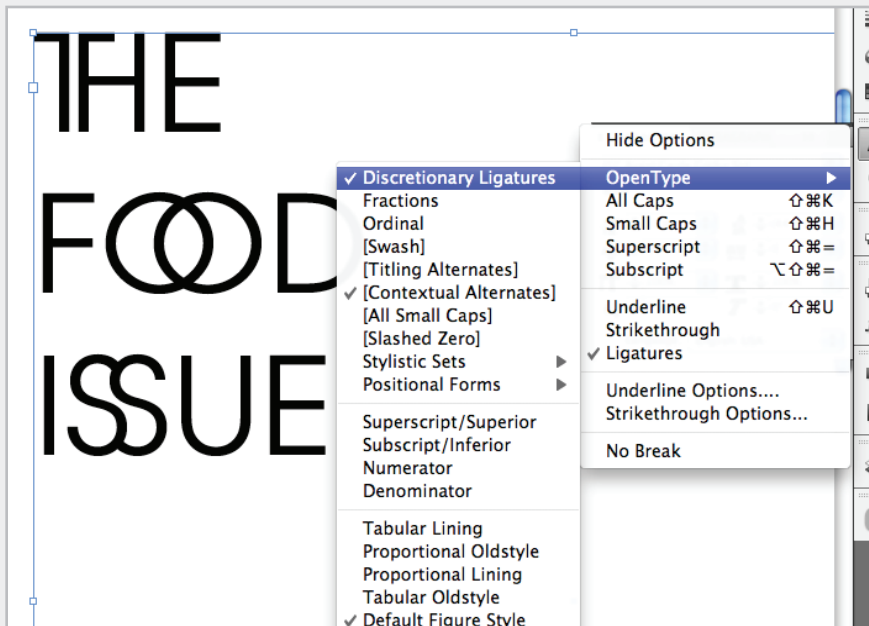
The font I used was ITC Avant Garde Gothic Pro (to be specific.)

THE
FOOD
ISSUE



InDesign

You access the fonts open type features in the Character panels drop down menu then choosing OpenType > [feature]. In this case 'discretionary ligatures' is what we are after. The fonts basic ligatures (such as fi) are turned on by default, but these discretionary ligatures are the fun ones.



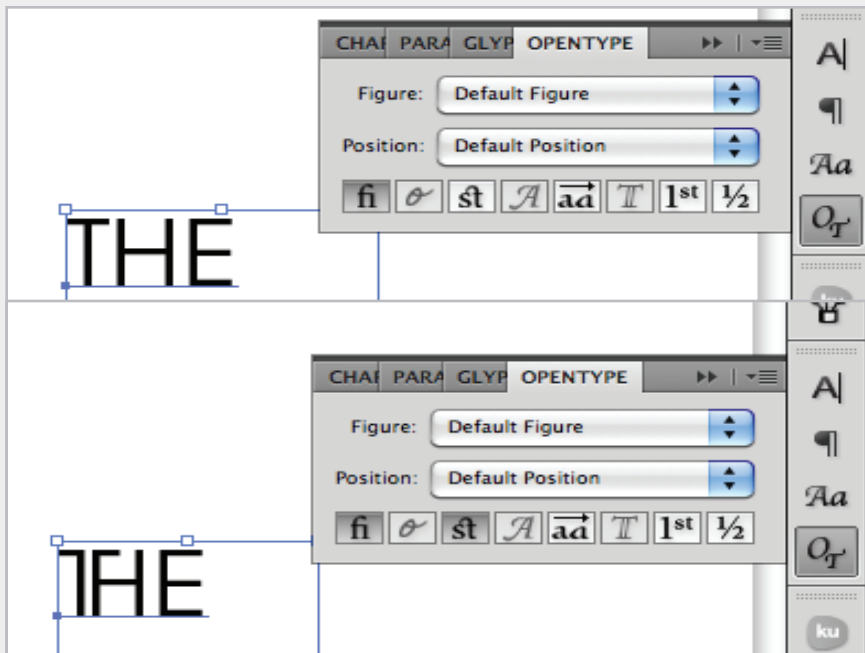
In InDesign (character replacement)

While the OpenType option shown above changes all possible ligatures, using the glyphs panel to select and replace the specific glyphs you are interested in is useful for using a singular instance of that ligature, or any glyph or ornament. (Note that this particular font is known for its wide selection of discretionary ligatures.)



Illustrator

Illustrator has my favorite solution, I don't know why ID or PS has not followed suit. There is a dedicated OT panel. With one click of a button (ſt) all those discretionary ligatures are yours. Yummy.



Ligatures are fun.

There are all types of fonts that use ligatures, sometimes we see them all the time but never notice them. The subtle Th and fi are examples of what we consider normal ligatures. Then there are the loud and strange looking ones, the discretionary ones, like the st and sp shown below. They are rightly named as you should use discretion when using them, people have asked me if my font was broken before. That is never a good feeling.

Thanks for the read, this was fun. Travis.



Th fi st sp